

XG

Economy Undercounter Glasswasher W 440mm x D 515mm x H 780mm

The Washtech XG is a compact undercounter glasswasher that is simple to use and easy to maintain. It's compact footprint, with a width of just 440mm, makes the XG an ideal choice when space is limited.

With a world class water consumption rate of just 1.5L per cycle, the XG provides excellent glasswashing results with a 60 second cycle time, while being economical to run and environmentally friendly. It also features Washtech's hybrid control system – combining IP65 stainless steel switches with tried-and-tested mechanical switchgear and a customisable electronic timer – which ensures long term durability and reliability.


Since 1981 Washtech dishwashers have been constructed from heavy-duty stainless steel, and are engineered specifically for Australian conditions and regulations. Backed by the most extensive service network and spare parts inventory in the region, your Washtech XG will not let you down.

Standard Features

- 60 second cycle
- Capacity of up to 540 glasses per hour
- Low water consumption of 1.5 litres per cycle
- Compatible with 435mm glass racks
- Heavy-duty stainless steel construction
- Washtech hybrid controls
- Quick connection including:
 - Water supply hose
 - Detergent and rinse aid pumps with injector lines
 - Drain pump with outlet hose
 - 15 amp plugset
- Lower wash/rinse arms with precision moulded jets and upper rinse jet
- Watermark approved backflow prevention
- Moffat's comprehensive 5-2-1 Warranty

Includes:

- 1 x 365mm glass rack (K0401)



XG



moffat.com.au
washtech.com.au

Moffat Pty Limited

VIC/TAS/SA

70 Springvale Road
Mulgrave, Victoria 3170
Telephone 03-9518 3888
Fax 03-9518 3833
vsales@moffat.com.au

NSW

Telephone 02-8833 4111
nswsales@moffat.com.au

QLD

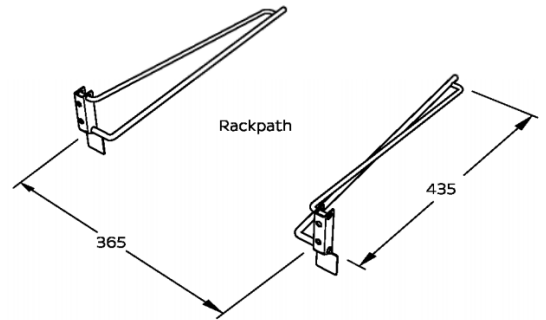
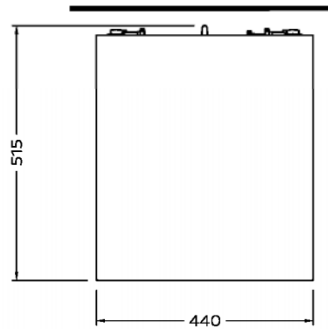
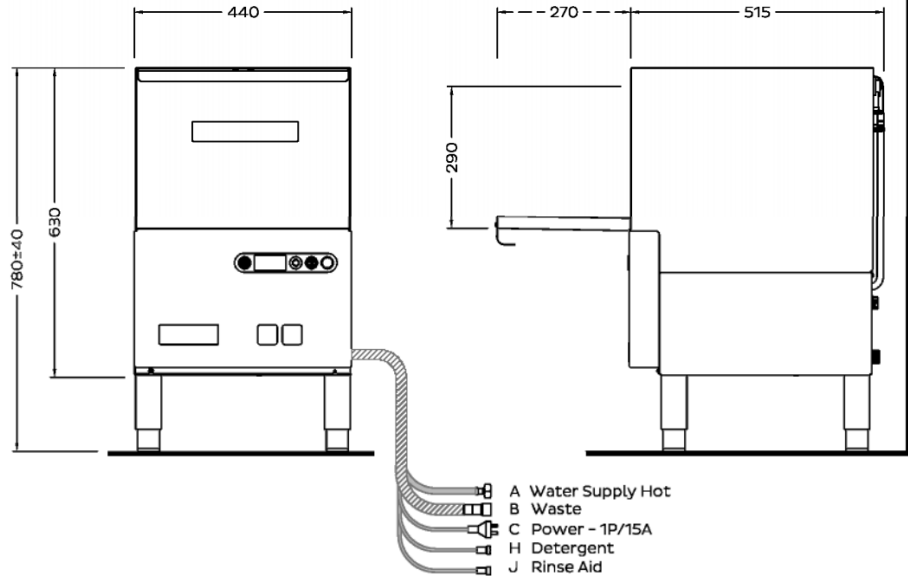
Telephone 07-3630 8600
qldsales@moffat.com.au

WA

Telephone 08-9413 2400
wasales@moffat.com.au

In line with policy to continually develop and improve its products, Washtech reserves the right to change specifications and design without notice.

© Copyright Moffat Ltd
Version: WXG0030 2104



A - Hot Water

Temperature 65°C
Connection 3/4" male; hose supplied
Pressure 200-350kPa
Flow 20 litres per min
Quality Potable - refer table
Backflow Prevention AVB
Consumption 1.5 litres per cycle*

B - Waste

Connection Hose supplied for 38mm open standpipe 750mm high or connection to sink trap

C - Electrical	V	Hz	A/phase	Max kW
Single Phase	230	50	15	3.15

Dimensions

	Machine	Packed
Width (mm)	440	480
Depth (mm)	515	570
Height (mm)**	780	740
Weight (kg)	29	42
Volume (m ³)		0.2

Water Quality

	Min	Max
pH	7	8
Hardness (ppm)	20	100
Cl ⁻		100
SO ₄		400
Fe		0.1
Mn		0.5
Cu		0.05
Cl ₂		0.1

Isolating switch must be within 1m of, and not directly behind the machine.

* Water consumption rates may vary based on site conditions.

** Suitable for plinth installation with optional feet (C440201). Minimum height with feet is 635mm.

Refer to operator manual for installation instructions.